



NORTHSIDE NEWS

November 2023

Committee Members

2023-2024

President	Col Stirling	president.bnchc@gmail.com
Vice President	Darren Ryan	vicepresident.bnchc@gmail.com
Secretary	Lucy Ryan	secretary1.bnchc@gmail.com
Treasurer	Cate Bowdler	treasurer.bnchc@gmail.com
QHMC & AEHF Delegate	Darren Ryan	delegate.bnchc@gmail.com
Magazine Editor	Murray Bassett	magazine.bnchc@gmail.com
Website Coordinator	Murray Bassett	website.bnchc@gmail.com

Postal Address: PO Box 357, Kallangur QLD 4503

Email: info@classicholden.club

Website: www.classicholden.club

Meetings: 7:30pm, second Wednesday of the month, at **Kallangur Tavern, 1517 Anzac Ave Kallangur.**

Next meetings: November 8, Xmas Saturday 2 December

Editorial

Hello all,

I have received one members' history and picture of their car as published in this month's magazine.

Can each member please provide (by email to magazine.bnchc@gmail.com) a brief history and picture of their car so that one car can be featured in each month's magazine?

I sent an email to all members on 22 October asking for birthday information as I am establishing a birthday list so that each magazine will have a list of upcoming member's birthdays, but so far have only received replies from 10 members.

Cheers

Muz

Minutes of Monthly Meeting

BRISBANE NORTHSIDE CLASSIC HOLDEN CLUB INC.

11 October 2023

MEETING OPENED 7.30pm

MEMBERS 23

APOLOGIES Michael Bishop, Emiel Huizer, Rob Brook, Ennio & Maree Auriti,
Kerry Fenech, Andrew Dunne, Wilf Skerman

VISITORS Tracey Knight

BUSINESS ARISING

Reimbursement to pay Lucy Ryan for the following:

1. Office of Fair Trading \$60.05
2. AEHF \$102
3. QHMC \$63.00

All payments received.

MOVED BY Cate Bowdler 2ND BY Steve Collins

MINUTES OF LAST MEETING (September)

MOVED BY Colin Stirling 2ND BY Andrew Ladlay

CORRESPONDENCE

Lucy Ryan posted out all the remaining up to date paid membership cards on the 7 October 2023. Any memberships after this date will be posted in due course.

No mail was received in letterbox this past month.

Email received from Jason Bremman asking for information on joining the club.

Email received from Yatala Drive-In Screening – Holden V Ford – Interest for showing? Emailed to members on 12/10/23. I've since received information from the Yatala Drive In Theatre that no other clubs have expressed an interest in viewing the film. They need a couple of hundred vehicles to present the screening. On this advice it looks like it might not happen. Apparently it is coming to the cinemas shortly.

MOVED BY Colin Sterling

2ND BY Val Ladlay

TREASURERS REPORT

Presented by Cate Bowdler.

2ND BY Allan Benvenuti

AEHF REPORT

NIL

QHMC REPORT

Email received and sent out 1/10/23 QMHC – Log Book System.

Jules Knight discussed the information in regard to the Log Book System which he sourced from the NSW Government. As a club it was voted on that the scheme be left as is.

MOVED BY Jules Knight

2ND BY Everyone

CLUB RUNS

Sunday 15 Oct - Joe's Diner 6-9am breakfast (hosted) – leaflet emailed. PLEASE NOTE DUE TO THE BRIDGE TO BRISBANE RUN THIS SUNDAY THE GATEWAY BRIDGE WILL BE CLOSED FROM 5AM TO 9.30AM. For a detour take the Northern Suburbs Turnoff from the Gateway going Southbound. Take the exit onto Moreton Drive. Turn right onto Lomandra Drive. Follow along until you reach Sugarmill Road which will be on the right. Turn right onto Kingsford Smith Drive. Joes Diner is along on the right number 1084 Kingsford Smith Drive.

Sunday 21 October – Club Run to the Brisbane Motor Museum at Banyo. At present we have at least 10 members interested in this event.

Sunday 5 Nov – Classic Muscle Car Club Ipswich.

Sunday 12 November - KTG Club Run Cruise. Brisbane Motor Museum and Bacchus Brew House Capalaba. (Details in their newsletter sent out 12/10/23).

Sunday 26 Nov – All Holdens Day – Holden Out for a Cure – Redlands Showground – Early Bird registration by 31 October 2023 - \$20.00 for judging and display – only early bird registration collect an entry plaque. After 31 October it is \$30.00 for judging and display only. Entries on the day will be display only – extra adults in the car \$5.00 each. Car set up time 6-8am. Cars are to be on the field for judging by 8am.

Saturday 2 December – Christmas Party (details are below).

GENERAL BUSINESS

Trophies to be returned – 3 trophies returned and are being organised for engraving by Allan Benvenuti ready for the end of year Christmas Party.

Bank change – Cate Bowdler noted that we needed to remove and add new signatory names due to the change in the Committee. It was decided to remove Andrew Ladlay, continue with Steve Collins, Cate Bowdler and Allan Benvenuti and add Lucy Ryan, Colin Sterling and Murray Bassett. Cate Bowdler completed the paperwork to be submitted to the bank.

The key from Allan Benvenuti for the PO Box – It will be bought at the next meeting in November. Allan Benvenuti will give the key to Lucy Ryan to access the PO Box. Email addresses for Colin Stirling and Lucy Ryan to be added to the PO Box for notification of any mail received.

Chappy donation Bald Hills State School received – thankyou email passed onto all members. She was very grateful to everyone – you all deserve a pat on the back for this very worthy cause xx

Murray Bassett is asking all members to email him at the Magazine editor address magazine.bnchc@gmail.com a story and picture of your car. It would be great to hear about the history and how you came about being involved in the Holden car.

During the process of members renewing their membership for the 2023-2024 period some members have not rejoined. We received confirmation from one to be deleted from the system. The others we received no correspondence. It was decided to remove them from the club after attempts of contact. Lucy Ryan had spoken to the Transport Department in relation to this, and they asked for the membership details of the persons involved to be emailed to the Department. It is understood that an email from them will follow. This ensures that the BNCHC is not liable for any insurance or liabilities involved in the future with their vehicles. These members have now been removed from our files and will no longer receive any emails or correspondence unless they decide to rejoin.

MOVED BY Lucy Ryan

2ND BY Everyone

Christmas Party Saturday 2 December – The Committee will be organising a cold lunch including cold drinks, cakes and slices which will be paid for by the club. It was decided by everyone that you BYO tea and coffee.

There will be raffles and lucky door prizes. Gift cards and hampers of goodies will be available to win! Secret Santa gifts instead of originally being to the value of \$10.00 will now be \$15.00. Further details will follow closer to the event to cater for numbers and dietary requirements. Please note that if you are bringing along younger people or friends to the event you will have to bring a gift for them (if you wish), so they don't feel left out.

MOVED BY Colin Stirling

2ND BY Everyone

A VOTE for Past Committee Member of the Year was conducted. The tally has been totalled and announcement will be made at the Christmas Party.

RAFFLE

A big thankyou to Tim Leon for running the raffle at the meeting. Colin Stirling our President won the \$50 gift card. Colin then kindly donated the \$50 gift card back to go towards a raffle prize at the Christmas Party. Thankyou Colin you are very generous.

SWAP AND SELL

If anyone has a fuel tank they are willing to sell for an FB Holden – Rowan Flaherty is chasing one. Please contact him on 0419777714. Thankyou.

MEETING CLOSED

8.15pm

President:
Colin Stirling

Secretary:
Lucy Ryan

President's Report

Well first meeting under my belt, big thanks to both Lucy and Cate for keeping things on track. Just a couple of things I would like to remind everyone on, we have our Xmas breakup just around the corner, so I am looking for some help to set up prior to everyone arriving. So if you can put your hand up and help that will take the pressure off other members, many hands make light work.

We also have the upcoming Holden out for a Cure car run at Cleveland show grounds, this is a pretty good show with lots of great Holdens on display. Again, it would be great if we have a good turn out before we all head off the Xmas break.

Many thanks to the members who attended the last club run to the car museum, we had a nice time looking around all the fantastic cars on show. Call out to Steve for winning the Quiz, over 30 questions testing knowledge on car logos.

Well, hope to see another big turnout for the next meeting.

See you all soon.

Colin

Sunday 22 October Brisbane Motor Museum

After meeting at Shorncliffe, we set off to Nudgee Rd at Banyo. We had a good look at all the vehicles on display. We then settled down for a coffee and a 30 question quiz on car make logos with only 2 people making the pass mark of 50% or better. The winner was Steve Collins with 16 correct followed closely by Murray Bassett with 15. Pictures of the cars on display are on the club website.



Club Runs

Regular runs and events

- Petrie Markets Run - Every Friday night, Dayboro Rd, Petrie
- Mid-week run to Joe's Diner for a coffee catch-up from 0930. This is in conjunction with the HK HT HG club. Joe's Diner is at 1084 Kingsford Smith Drive Eagle Farm. September 13th and October 11th.

QHMC runs and events

5th November Classic Muscle Car Club of Ipswich car display and swap meet North Ipswich

26th January 2024 Australia Day Bayside Vehicle Restorers Show at Ormiston State School.

4-5 February 2024 Toowoomba Swap Meet Toowoomba Showgrounds

November

Holden Out for a Cure - All Holden Day, Redland Showgrounds, 26 November



Birthdays

Kevin Dadge – 13 November


Val Ladlay - 17 November

Trivia

- The Holden Monaro never won a *Wheels* Car of the Year Award.
- 120,402 48-215s were built in total.
- By 1956, 72,000 Holdens were being produced annually.




THE BEST SOUND AROUND



1.11 TRANSISTOR RADIO
Deluxe push-button or Manual
Powerful, tape-free, long-range performance. Volume control circuit automatically compensates tone to volume level. Built-in suppressor switch, with indicator light, suppresses static. Volume is left at desired level when radio is switched off. All-State dial.

6 TRANSISTOR RADIO
'Standard' Manual
Great value for money. Clear, undistorted reception, medium range performance. All-State dial. Push/on, push/off switch avoids resetting volume.




2. TAPE PLAYERS
No commercials, no interruptions. Plays tapes contained in small, pocket-size 'cassettes' — just pop in the cassette, press the button — and settle back to enjoy your favourite music! Choice of mono or stereo types.


3. REAR SEAT SPEAKER
Large auxiliary Speaker for added tone and clarity.

4. FULLY RETRACTABLE ANTENNAE
Slides down into your Holden's fender and locks for extra security while your car is parked. Choice of Manual or Electric type for front or rear mounting.

SOFT-LIFE SPECIALS



- 5. WEATHERSHIELD**
Deflects rain and wind when driving with door window open. Tinted or clear plastic. Not available for Monaro.
- 6. LUGGAGE COMPARTMENT LIGHT**
Lights compartment when deck lid is opened. Most useful at night when getting luggage or spare wheel in or out.
- 7. WARMAIR HEATER AND DEMISTER**
Forward movement of the car forces clean, fresh air through a large heater core element. Heat control lever conveniently located on the instrument panel. Warms car and keeps windscreen mist-free. Deluxe type with two speed booster fan also available.



11. DECK LID HANDLE
Makes raising and lowering the lid easier.

12. VISOR VANITY MIRROR
Attached to sun visor. A great boon to the lazy passenger.

13. VENETIAN SHADES
Shields rear seat passengers from direct sunlight and adds to your car's appearance. Also available for Wagon side windows.

14. SEAT BELT RETRACTORS
Keep front and rear belts tidy when not in use.

15. GLOVE BOX LIGHT
Lights up when the glove box is opened. Saves having to delve for things in the dark. For Belmont and Kingswood.

16. FOOT MATS
In durable rubber. Save wear on original floor covering, keep it clean and new looking. In colours to match your new car.

17. HAND RAIL
Chrome plated hand rail for rear seat passengers. Makes handy rug rail.

8. DOOR PULL-TO HANDLES
Makes door closing easier from inside. Attractively chromed.

9. COOLAIR® CUSHION
Allows air to circulate around your body, stops you from 'sticking' to seat. Makes hot weather driving more comfortable, less tiring.

10. PARCEL SHELF
Provides handy extra storage space for small personal belongings — parcels, books, cigarettes, etc.

18. PETROL LOCKING CAP
Prevents petrol from being contaminated or siphoned from tank.

19. ANTI-GLARE REARVIEW MIRROR
Eliminates glare from following headlights; shatterproof.

20. GEAR LEVER LOCK
For all column shift models, manual and automatic. Thwarts car thieves. Lock it and the gears can't be changed.


21. REAR SEAT BELTS
Provides extra protection for rear seat passengers. Available in lap or combination lap and sash types. In colours to match interior trim.

22. SUNSHADE
Reduces sun glare, alleviates eyestrain and helps keep interior cool and comfortable. Available in Panel, Metal Mesh and Vinyl covered types.

23. LUGGAGE COMPARTMENT MAT — Station Wagon
Safeguards floor against scuffs, scratches, helps protect luggage. Easily removed for cleaning.

24. END GATE DUST DEFLECTOR — Station Wagon
Aero-dynamically shaped panel deflects wind stream over Rear End Gate Window of Station Wagon, stopping build-up of dust and road grime and aiding clear rear vision. Choice of painted or extruded types.

TAKE CARE, THERE



- 25. MUDFLAPS**
Fit front and rear fenders. Help deflect water, mud and gravel from panel work.
- 27. TELESCOPIC REARVIEW MIRROR**
A wide scope door-mounted mirror that can be adjusted for clear rear vision when towing a trailer or caravan.
- 28. LEFT-HAND EXTERIOR MIRROR**
Fits on door and matches right-hand exterior mirror.
- 29. DOOR EDGE GUARDS**
Attractively styled stainless steel mouldings fit neatly to door edges to prevent paint damage.
- 29. PAINT PROTECTION PLATES**
Protect paint around door handles from scuffs, scratches and wear.
- 30. WINDSCREEN PROTECTOR**
Fits over the windscreen. Made of strong plastic, to prevent damage from flying gravel, stones.
- 31. OVER-RIDERS - FRONT & REAR BUMPERS**
Strong metal over-riders for front and rear bumpers. With resilient rubber inserts. Absorb minor bumps, prevents damage to bodywork.
- 31. HEAD LAMP GUARDS**
Tough, chrome-plated steel mesh protects head lamp from flying gravel, stones. Hinged for easy cleaning.
- 31. DRIVING LAMPS**
Quartz iodine lamps provide long distance illumination for driving at night.
- 32. INSECT SCREENS**
External type fits neatly to radiator grille to stop insects clogging the radiator core. Internal type also available. Both easily removed for cleaning.
- 33. HIGH NOTE HORN**
Combines with existing horn to give a loud, penetrating warning signal.
- 34. CHILD'S SAFETY SEAT**
Gives added peace of mind and comfort when driving as child is securely retained in Safety Seat by Lap-type Belt.





A TOUCH OF DISTINCTION



35. HOOD ORNAMENT
Richly chromed and tastefully styled for added beauty. Gives touch of distinction and individuality that stands out in the crowd.



36. REAR WHEEL COVERS
Attractively styled to fit-in rear wheel openings and keep road splash and grime off body work. Easily fitted and removed.





36. WHEEL TRIM RINGS
Smart, gleaming trim rings add distinction and appearance.

37. HUB CAP AND WHEEL TRIM RINGS
Give your 'Belmont' or 'Kingwood' the added beauty of 'Premier' hub cap and wheel trim rings.

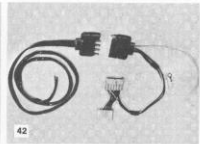

38. NUMBER PLATE FRAMES
Neatly fitting frames add distinction to front and rear number plates.

39. FRONT AND REAR WHEEL OPENING MOULDING KITS
Sparkling stainless steel mouldings fit front and rear wheel openings . . . another distinctive touch to 'personalize' your new Holden.

40. DECK LID EMBLEM
Smart and distinctive. It helps to set your Holden apart.



FOR PLEASURE AND LEISURE



41. POWER BRAKES
For quicker, easier stopping — with just a lower-light pedal touch. A great safety aid particularly when towing a trailer or caravan.

42. TRAILER WIRING HARNESS
Instant plug-in harness, connects caravan or trailer's lights to the vehicle's electrical system.

43. SUITCASE SET
Four specially designed cases make the most of Holden's roomy boot. Enables you to pack more, take more. Light, tough, durable. Matching hat case also available.

44. TOW BAR
Strong, reliable. GMH designed for towing of caravans and trailers.



Put your signature here with Holden accessories.

Member's Cars

Cal's EK Project 2023 (PART 1)

Thirty years after my first project on my 64 EH Ute, "The Cut Snake", I have decided to purchase another project car, this time a 62 EK Ute. I found the car in Toowoomba where it had been sitting in a trucky's barn/shed for the past 3 years. I paid \$4300 for the car, \$150 for a cut and to get the body rolling and a further \$300 to have delivered, totalling: \$4750. After purchasing the car, the seller, a 64-year-old with a mid-30s-year-old son made the comment; "you know we could have had that stripped down in two weeks". I wanted to say it but I held back!" Well, you've had the fu..in thing for 3 years now and you haven't even touched it". Talk about procrastination! This was in fact the motivation I would use to ensure I didn't fall into the same trap. That comment has gone through my head regularly ever since. I decided that I would keep the car in one piece, concentrating on an area at a time, not the big picture which often seems over whelming. When looking for a car or even at cars for restoration over the years, I noticed a common pattern of people stripping them down then wanting to bail out of their project, all fine except not many people out there like myself know how to put the jigsaw puzzle back together, limiting your market and whether you will recoup your outlay. So, if I decide or was forced to pull the pin on the project it's not such a task for somebody else to proceed.

My EH was 30 years old when I purchased it for \$1,100 from under a house out Laidley way, stored under an old Queenslander, complete with extra bonnet, guard and passenger door. It also came with some handy modification, including; Commodore bucket seats, crash box, HR disc brake front end, a 186 slightly worked with 360 Holley. In general body wise, it had rust in sills, back subframe, and some previous repair jobs in the front end, panels being quite straight with no evidence of having had any accidents, but obviously had 10 or so years of neglect. I spent a further \$900 to get it on the road, with a somewhat dodgy road worthy.

In contrast this one came with 40 years of abuse, missing parts, add-ons that are not period correct or not even Holden parts, a fly screen covering the radiator, history of paddock bashing; bent lower sub-fames from spotlighting for roos/pigs and general hard work. It came with 2 complimentary bullet holes outside the driver's door with 1 on the inside where it had been used for target practice. Also, a hole in the roof where a large spotlight had been mounted and matching dings where the shooters gun and arms had concaved whilst in pursuit, with spent and live rounds of ammo scattered in the back tray. The rubbers are so bad they have become petrified like rock. I removed over 50kilos of red dust and mud from the body, in the subframes and anywhere fine particles could go, another 50kilos in metal ad-Ons and crap.

I'm 10 weeks in, with an investment of over 400man hours, 8 litres of killrust, 1 litre of rust-converter, 2 kgs of fiberglass, 4litres of fisholene and finally it's starting to come back to life. This vehicle being an old ute, having so much collateral damage it would never restore well as a show car. Additionally with my limited restoring budget of around 3 grand, I'm going to have to perform all duties myself, noting I have no real qualifications and even less skills in these departments. It's going to be a challenge to even get it on the road, but where there is a will there is a way, so it's a matter of just giving it a crack and focus at the job at hand one piece at a time. I've decided to make it somewhat a rat-rod type, keeping the patina in the front part of the car, maintaining its character and evolution over the past 62 years. Once I have it to my

satisfaction or my financial situation will allow me, I will pump the entire vehicle with old sump oil to get into those little cracks and preserve it, as I did with the EH.



Classifieds

Bright work refurbishment



For sale.

2 original "Jiffy" Annexes.

Made to use with Holden Commodores. Original from Gold Coast "Jiffy" Manufacturers.

Both have poles and ropes.

\$100 each

An original EH or EK Holden Utility tonneau cover in good order.

\$100

Located Gayndah.

Phone Wendy 0428 988 108 or email wendykirk55@gmail.com

